

Year 4: Adapting and transposing motifs (Romans)

Musical style: Motifs

Using Roman mosaics to explore musical motifs.



Vocabulary

- Motif** A short repeated pattern of notes.
- Ostinato** A repeating musical pattern.
- Riff** A short repeated phrase in pop music and jazz.
- Rhythm** A pattern of long and short sounds (and silences) within a piece of music.
- Backing track** A recorded musical accompaniment.
- Transpose** Move a whole tune or piece of music up or down in key by starting it on a different note.

Sharp notes



Notes that sound a semitone higher than notes that appear on the lines and spaces of a musical staff.

Flat notes



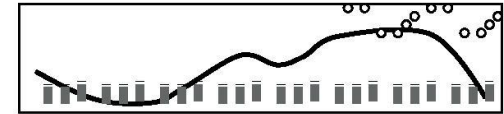
Notes that sound a semitone lower than notes that appear on the lines and spaces of a musical staff.

Notation

The way that music is written so that others can play it.


Graphic score

A way of writing music down using pictures or symbols, rather than standard music notation.



Letter notation

Writing the notes in a melody using letters.



Rhythmic notation

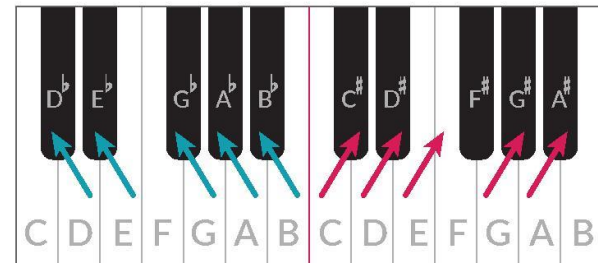
A way of writing musical notes so that the duration of each note is clear.



Did you know? The sharp and flat keys are the black keys on a piano and the top row of keys on a glockenspiel.

Sharp keys

A sharp indicates a higher pitch in the music.



b Flat keys

A flat indicates a lower pitch in the music.

Key Learning: Adapting and transposing motifs (Romans)

- 1 **To sing in tune and time** – Here some the Romans –sing Roman themed vocal warm ups and learn the road building song through call and response.
- 2 **Musical Motifs** – Learn what a musical motif is and how to identify one, before playing and incorporating motifs into the road building song using glockenspiels.
- 3 **Motifs and Mosaics** – Children create their own motif and experiment with different form of notation to record their compositions using glockenspiels
- 4 **Motif development** – experimenting with rhythm and note order to develop motif from previous lesson using glockenspiels
- 5 **Combine and perform** – Combine different versions of their motifs and perform to the rest of the class using glockenspiels
- 6 **Reflection** – reflect on performances, how can we improve?