







National Curriculum Religious Education	Resources	Questions	Vocabulary
<p>Time to reflect Explore how religion can play an important role in peoples lives</p> <p>Values Begin to understand the concept of shared values and how a community can use shared values</p> <p>Beliefs and Teachings Describe key teachings and beliefs Refer to religious figures and holy books</p> <p>Rituals and Ceremonies Explain religious ceremonies and rituals and their importance</p> <p>How Beliefs are expressed Begin to identify religious symbolism. Look at holy stories.</p>	<p>Baptism of Jesus</p>   <p>Gospels</p> <p>Kenning Poem</p>  <p>Wool, ribbons, pipe cleaners</p>  <p>Paper and Pens – Designing</p>  	<p>What do I understand about the events that lead to the baptism of Jesus?</p> <p>How do Christians explain the concept of the Trinity?</p> <p>How can God be three things in one?</p> <p>What is the Trinity?</p>	<p>Messiah – a saviour sent by God to aid His people. Prophet – an inspired teacher or proclaimer of the will of God. Prophecy – foretelling of the future. Incarnation – God in human form. The Gospels – eye-witness accounts of the people who lived and spoke with Jesus. God the Father – The God who created the Earth. God the Son – Jesus, God's chosen son. God the Holy Spirit – God's spirit, sent to guide us in our daily lives. Baptism – Christians entering the Christian community. The pouring of water symbolises burying past life and starting afresh. The Trinity – God is three in one</p>

Sessions and Key Learning

Sessions	Key Learning	Activity
1	What do I understand about the events that lead to the baptism of Jesus?	Using pictures and painting of the baptism of Jesus, children to discuss: Can we see evidence of this belief in the pictures? Class discussion and collection of ideas. Children to make their own pictures of the baptism of Jesus using their own symbols for the voice of God and the Holy Spirit.
2	How do Christians explain the concept of the Trinity?	Using the Kenning resource and class discussion, children to order the poetic statements which describe God as the Trinity. Challenge: children to make up their own versions.
3	What is the importance of the Trinity in a Christian Baptism?	Sorting activity relating to infant and adult baptisms. Discussion relating to similarities and differences between the baptism of a baby and an adult. Challenge: selecting cards that could be used to describe Jesus' baptism in Matthew 3:11-17.
4	How can God be three things in one?	Discussion of the Trinity using metaphors. Children to weave a trinity rope/friendship bracelet: discuss significant of the weaving and its metaphorical meaning. Collect thoughts of the class.
5	What is the Trinity?	Revisit Key Question and in pairs children design a poster to explain their understanding of the Trinity. Share and present ideas to the class.